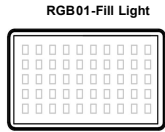


# Zhongshan Bolai Photographic Equipment Co.,Ltd



Thanks for choosing Bolai fill light !

Please read manual carefully before install this fill light to your camera,for a better understanding of all functions .

Zhongshan Bolai Photographic Equipment Co.,Ltd  
No.31 Industrial Avenue,tanzhou town,zhongshan city,Guangdong province , China

## Product features

1%~100% power adjustment , fine dimming .

2500K~8500K color temperature adjustment

8 lighting modes

OLED display , accurate specular

Built-in rechargeable lithium battery , energy saving and environmental protection

0°~360° full color , and saturation adjustment

## Accessories



RGB001



Rotatable base



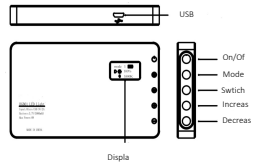
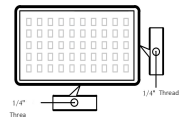
USB cable

1. This product is not waterproof ,please be careful in rainy or humid environment .
2. Keep out of reach of children .
3. Built-in lithium battery , do not disassemble , impact , squeeze or put it into fire .
4. Do not use it in flammable gas , otherwise it may cause explosion or fire .
5. Do not use in high temperature environment (over 35℃) .
6. Please use a special charger for charging , and try to use it within the specified voltage/temperature range according to the operation instructions .

## Tips

1. Pull out cable after charging finished .
2. If it not being used for a long time , please make it fully charged first before using again , otherwise it may not be able to boot .
3. To extend the battery life , factory recommend to carry out charging maintenance at least once every three months .
4. The built-in lithium battery will be affected by the low temperature , and the performance will weaken after a period of use , which is a normal phenomenon .

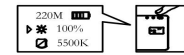
## Graphic



## Instruction

1. Power switch -- long press <img alt="Power button icon" data-bbox="595 185 605 195"/> for 3 seconds to turn it on (long press again to turn off the power). After starting up , enter the operation interface , the default is the last data (Note : cannot be used when charging).
2. Switch button -- Press <img alt="Switch button icon" data-bbox="595 225 605 235"/> to switch power and color temperature
3. Decrease/Increase key -<img alt="Decrease key icon" data-bbox="595 245 605 255"/>-<img alt="Increase key icon" data-bbox="615 245 625 255"/> ① Select the type option ② Short press Decrease/Increase , Long press Decrease/Increase continuously .

## 4.Power and color temperature regulation





































Power adjust - Short press  
Decrease/Increase by 1% .  
Range 5%~100%

Color temperature adjust - Short press , decrease/Increase by 100K .  
CCT Range 3000K~5500K  
5.Charging(Product can not be used while charging)  
When connected to charging cable <img alt="Charging cable icon" data-bbox="615 415 625 425"/> ,this icon appears .When icon turns to <img alt="Charging completed icon" data-bbox="615 445 625 455"/> ,charging completed.  
When the power is low , it will automatically enter the low-power mode with an upper limit on the power percentage .  
When the battery runs out , it will automatically turn off .

## 6.Mode Switch



Press Switch button to choose a suitable mode

| No                  | Icon  | Type          | Parameter   |
|---------------------|---|---------------|-------------|
| 1.Orange Light      |  | Power         | 1%~100%     |
|                     |  | Shadow Light  | 7000K       |
|                     |  | Cloudy Light  | 6000K       |
|                     |  | Flash Light   | 5500K       |
|                     |  | Noon Light    | 5200K       |
|                     |  | Fluorescent   | 4000K       |
| 2.Color temperature |  | Day Light     | 3200K       |
|                     |  | Power         | 1%~100%     |
| 3.RGB colorful      |  | CCT           | 2500K~8500K |
|                     |  | Power         | 1%~100%     |
|                     |  | Tonal         | 0°~360°     |
|                     |  | Saturation    | 0L~100L     |
| 4.RGB customized    |  | Red           | 0%~100%     |
|                     |  | Green         | 0%~100%     |
|                     |  | Blue          | 0%~100%     |
|                     |  | Power         | 1%~100%     |
| 5.Water-flow effect |  | Power         | 1%~100%     |
|                     |  | Speed Control | Normal      |
|                     |  | Speed Control | Normal      |
|                     |  | Speed Control | Slow        |
| 6.Lighting          |  | Power         | 1%~100%     |
|                     |  | Speed Control | Normal      |
|                     |  | Speed Control | Normal      |
| 7.Alarm             |  | Power         | 1%~100%     |
|                     |  | Speed Control | Normal      |
|                     |  | Speed Control | Normal      |
|                     |  | Speed Control | Slow        |
| 8.Scenario          |  | Power         | 1%~100%     |
|                     |  | Bar           | 1           |
|                     |  | Birthday      | 2           |
|                     |  | Fairy tale    | 3           |
|                     |  | Grass         | 4           |
|                     |  | Wave          | 5           |
|                     |  | Movie         | 6           |

## Specification

|                    |   |
|--------------------|---|
| Power Range        | 5%~100% adjustable                                      |
| CCT Range          | 3000K~8500K adjustable ( )                              |
| Max Brightness     | 630LM   |
| LED Quantity       | 28*W+WW + 24*RGB  |
| CRI                | >95(RA),White Light Mode                                |
| Charging Interface | Type-C ,5V 2A   |
| Charging Time      | 2 Hours   |
| Lithium battery    | DC3.7V / 3000mAH  |
| Usable Time        | 100%,5500K for continuous using 4 hours                 |
| Accessories        | 1*Fill light,1*USB cable<br>1*rotate base,1*User manual |
| Weight             | 165 g   |